



Australian forest and wood product statistics: September and December quarters 2021



New plantations 2020-21 ('000 ha)

| | |
|--------------|------------|
| Hardwood | 1.1 |
| Softwood | 0.4 |
| Total | 1.5 |



Commercial plantations 2020-21 ('000 ha)

| | |
|--------------|--------------|
| Hardwood | 711 |
| Softwood | 1,010 |
| Total | 1,744 |



Log harvest value 2020-21 (\$m)

| | |
|--------------|--------------|
| Native | 329 |
| Plantation | 1,887 |
| Total | 2,216 |



Log harvest volume 2020-21 ('000 m³)

| | |
|--------------|---------------|
| Native | 3,460 |
| Plantation | 23,637 |
| Total | 27,097 |



Total import value 2020-21 (\$m)

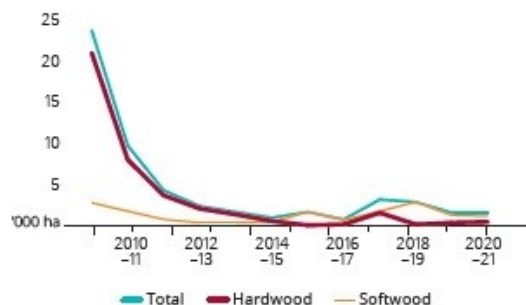
| | |
|---------------------|--------------|
| Change from 2019-20 | -3% |
| Total | 5,435 |



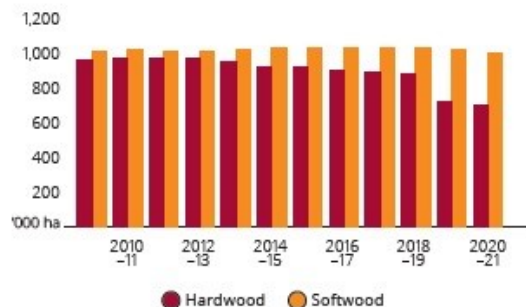
Total export value 2020-21 (\$m)

| | |
|---------------------|--------------|
| Change from 2019-20 | -18% |
| Total | 2,700 |

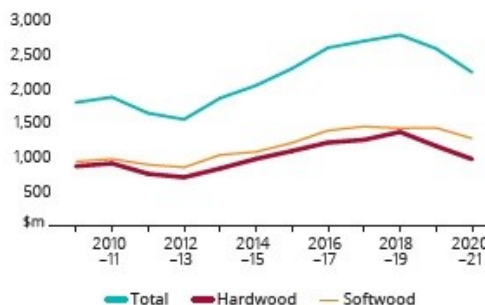
In recent years minimal new plantations have been established in Australia



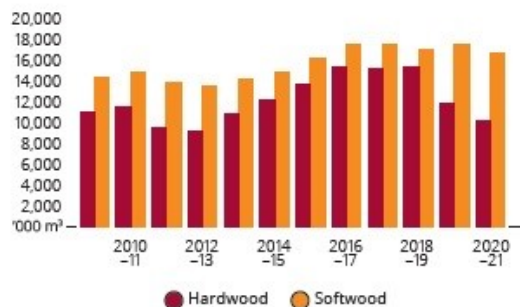
Since 2010-11, hardwood plantation area has declined while softwood plantation area has remained stable



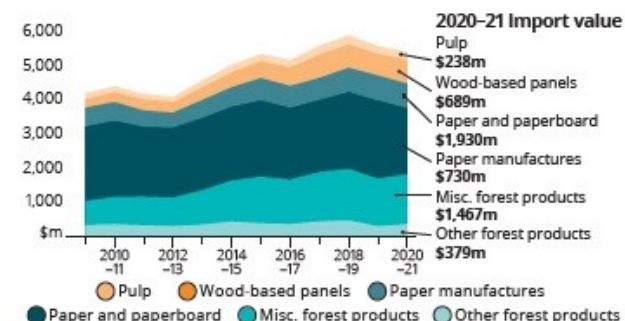
The decline in the gross value of logs harvested in 2020-21 was driven by trade restrictions on softwood logs and declining export demand for hardwood woodchips



Volume of hardwood logs harvested has declined with reduced export demand for hardwood woodchips, while softwood harvest has remained relatively steady



A decline in the value of paper and paperboard imports results in a 3% decrease of the total value of imported wood products in 2020-21



Reductions in roundwood, woodchip and paper and paperboard exports contribute to an 18% decrease in total value of exported wood products in 2020-21

