



# Australian forest and wood product statistics: March and June quarters, 2022.

## Total log harvest value 2020-21 (\$m)

Native	329
Plantation	1,887
<b>Total</b>	<b>2,216</b>
Change from 2019-20:	-13%



## Log harvest volume 2020-21 ('000 m³)

Native	3,460
Plantation	23,637
<b>Total</b>	<b>27,097</b>
Change from 2019-20:	-8%



## New plantations 2020-21 ('000 ha)

Hardwood	1.1
Softwood	0.4
<b>Total</b>	<b>1.5</b>



## Commercial plantations 2020-21 ('000 ha)

Hardwood	7,11
Softwood	1,010
<b>Total</b>	<b>1,744</b>



## Total import value 2021-22 (\$m)

<b>Total</b>	<b>6,746</b>
Change from 2020-21	24%

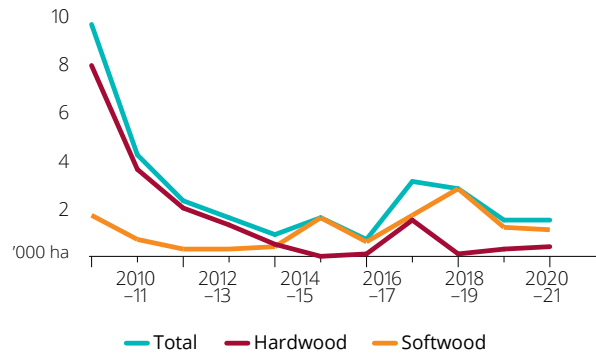


## Total export value 2021-22 (\$m)

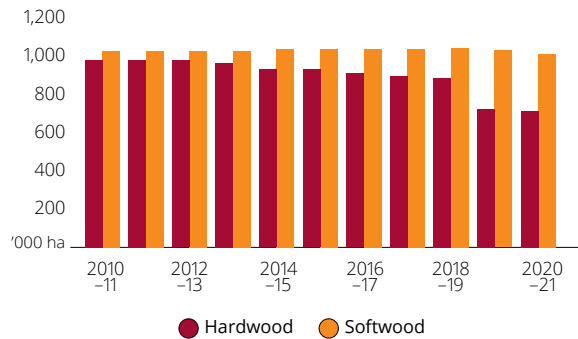
<b>Total</b>	<b>2,995</b>
Change from 2020-21	11%



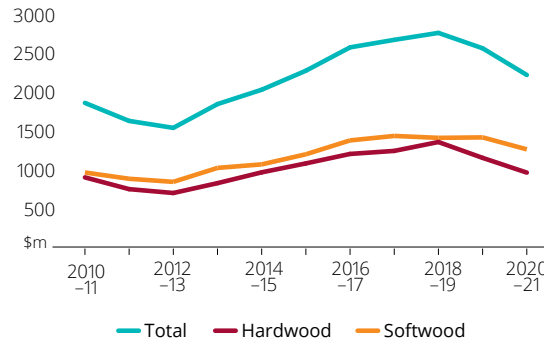
In recent years minimal new plantations have been established in Australia



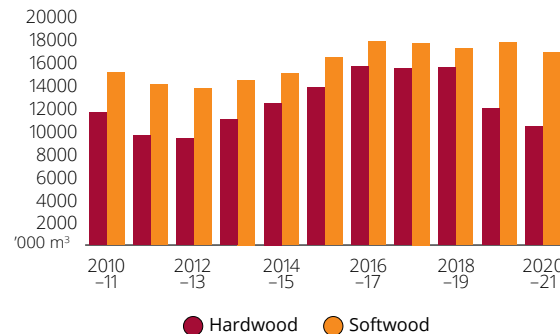
Since 2010-11 Australia's hardwood plantation area has begun to decline while softwood plantation area has remained stable.



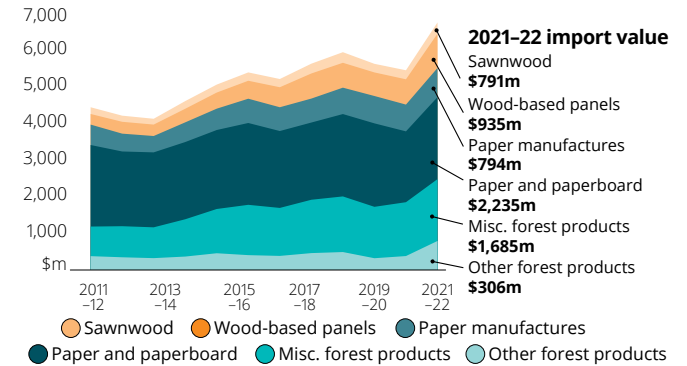
The decline in gross value of logs harvested in 2020-21 has been driven by export markets - softwood products have been affected by trade restrictions, hardwood products by declining export demand.



Volume of hardwood logs harvested has declined with reduced export demand for hardwood woodchips, while softwood harvest has remained relatively steady.



2021-22 was a record year for the value of forest and wood product imports, a total of \$6.7b and a 24% year on year growth rate. Growth was seen across all categories and reflected both increasing import quantities and prices.



A recovery in woodchip, recovered paper and paper and paperboard exports contributed to an 11% increase in the total value of exported wood products in 2021-22. Exports remain below pre Covid-19 levels.

